


Bedtime Blessings

God's Great Love

Activity Pack



Contents

A Note from the Author

Bookmarks

Pencil Skills

Coloring Pages

Blessings Cards

Blessings Box Template

Blessings Prints

Make a Jungle Scene

Make an Elephant with a Moving Trunk



A Note from the Author

Dear Friend, there is power in speaking a simple bedtime blessing over our children. When we say a blessing over our little ones using words of scripture, we create a truly sacred moment when our words, like seeds, take root in our children's minds and hearts. Tracing a simple symbol on their forehead or palm as you speak makes the experience tactile as well as auditory. Imagine the power of your child falling asleep every single night, secure in the knowledge that they are blessed by God and that they, themselves, are a blessing!

Here are a few 'tips' as you explore blessing your children.

- Although it's ideal to begin blessing your child when they are newborn, it's never too late to start!
- If they are older, let them choose between the shape of a cross or a heart, and if they prefer it traced on their forehead or palm.
- If desired, you may use water or an essential oil as you trace the symbol.
- Blessing your child isn't just for parents! Grandparents and caregivers can use it too.
- While this book is specifically targeted towards bedtime blessings, if you are involved in children's ministry, a powerful way to close each session is to bless each child in your care.



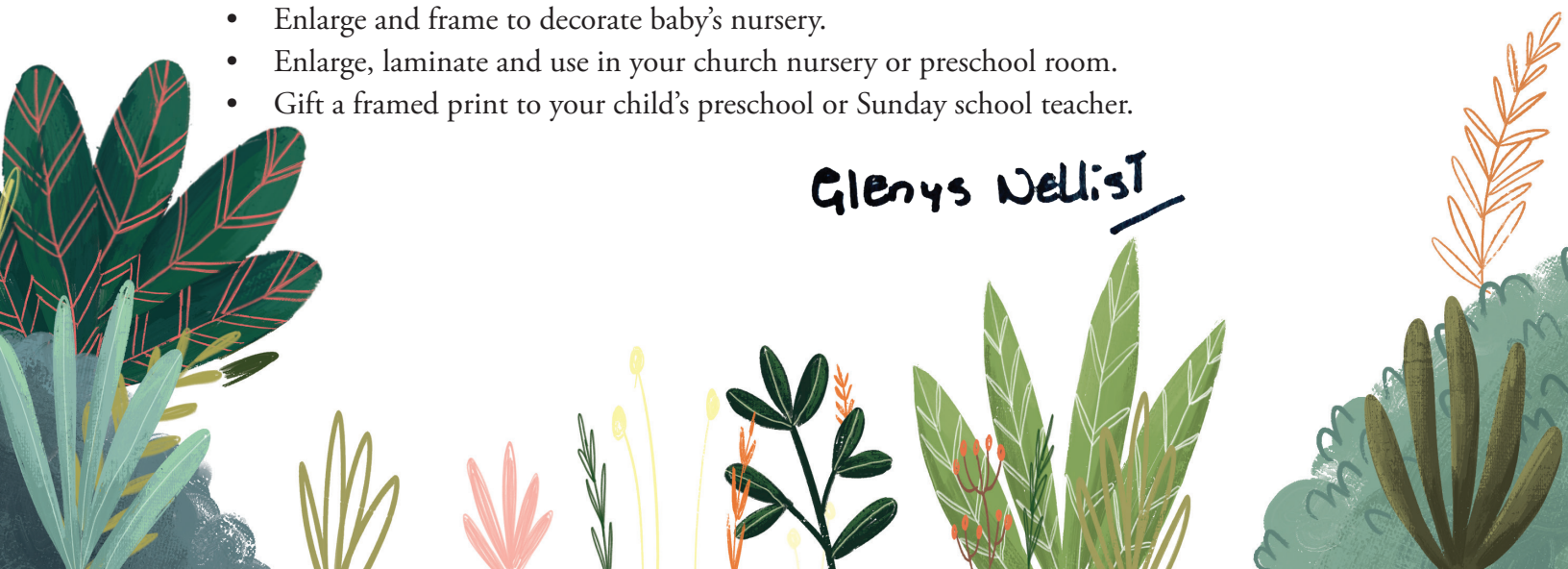
Ideas for Using the Blessing Cards

- Keep the 8 blessings in the Blessings Box by your child's bed. Let them choose their own blessing each night. (Remember to add their name before repeating the words.)
- Play a matching game. Print out two lots of Blessings Cards. Turn them over and see if your child can find a matching pair.
- Make a Blessings Box containing the 8 blessings as gifts for a new baby or a teacher.
- Help your child look up the different blessings in their Bibles. Or perhaps you can find other blessings to add to the collection.

Ideas for Using the Blessings Prints

- Put in a frame and give as a baby shower or baptism gift.
- Enlarge and frame to decorate baby's nursery.
- Enlarge, laminate and use in your church nursery or preschool room.
- Gift a framed print to your child's preschool or Sunday school teacher.

Glenys Nellist



Bookmark

FRONT

BACK

FRONT

BACK

Bedtime Blessings

God's Perfect
Peace



Bedtime Blessings

God's Great
Love




Bedtime Blessings

God's Perfect
Peace



Bedtime Blessings


God's Great
Love



God's Great Love


Match the Mama Animal to Her Baby

Draw a line from left to right to match the animals.




God's Great Love

Follow the lines to take each animal to its home!









Bedtime Blessings

God's Great Love Blessing Cards

Nothing at all
can ever separate
you from
God's love.*

Romans 8:39



Love is
from God

1 John 4:7



May you know how wide and long and
high and deep is God's love for you.

Ephesians 3:18



God's love lasts forever.

Psalms 136:26



Bedtime Blessings

God's Great Love Blessing Cards


God takes great
delight in you and
rejoices over you
with singing
Zephaniah 3:17



God is love.
1 John 4: 16a




God's love has been poured
out into your heart.
Romans 5:5



You are a blessing,
and I love you.

Instructions:

1. Print on cardstock.
2. Color and decorate the box.
3. Cut out.
4. Fold along the dotted lines.
5. Glue tabs inside to make the box



Bedtime Blessings

God's Great Love Blessings Box

Blessings Box

Blessings Box



*Nothing at all can ever separate
you from God's love.*

Romans 8:39



An illustration of two dolphins leaping from the water. The dolphins are grey with white underbellies and are shown in mid-air, with their mouths open as if they are laughing or playing. The water below them is depicted with white, swirling lines, suggesting a splash or the path of their leap. The background is a deep blue sky with soft, white, fluffy clouds. The overall style is soft and painterly, with visible brushstrokes.

*Far deeper than the deepest sea
Where dolphins dive through blue,
Far grander than a canyon
Is God's great love for you.*

As the nighttime closes in
And stars begin to shine,
Imagine God sings over you,
“I love you. You are mine.”





An illustration of two orange tigers with black stripes lying on their backs on a large grey rock. The tiger on the left has its eyes closed and a peaceful expression, while the tiger on the right has its eyes open and a slight smile. They are surrounded by various tropical plants, including large green leaves with red veins, smaller green leaves, and some pink flowers. The background is a warm, golden-yellow color with soft, wavy lines suggesting a sunset or sunrise. The text is written in a white, cursive font and is positioned in the upper right quadrant of the image.

*There is nothing... nothing
That could take God's love away.
God will always love you,
Every minute – night or day.*

God's Great Love

Make a Jungle Scene

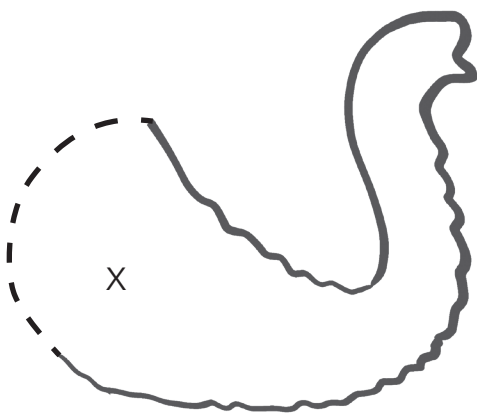

Cut out the animals and glue them on the next page.





God's Great Love

Make an Elephant with a Moving Trunk!



Instructions

1. Print on white cardstock.
2. Color & cut out elephant and trunk.
3. Place the trunk behind the elephant and line up the X marks.
4. Push a paper fastener through the X marks to move the trunk!

